





Magnetic Power Track & Lighting System

HC SERIES - SPECIFICATIONS Fitting Instructions Step 1 Step 2 Step 3

- Features**
- The easiest way to illuminate adjustable shelving
 - Adjustable discreet magnetic power leads eliminate unsightly sagging cables
 - Magnetic light fittings
 - 3 year warranty
 - Certificates 
- Accessories**
- 24V Drivers – 15 / 30 / 75 / 100 / 150W
 - Multiple drivers can be linked together via a single power source (details on request – special order only)

- Step 1** Select the correct LED light length
- Step 2** Position the LED light at the desired location
- Step 3** Attach the LED light onto the stand
- Step 4** Connect the plug to the power track
- Step 5** Connect the power adaptor to the track and to a mains supply
- Step 6** Track to track adaptor allows tracks above and below fitted shelves to be connected. The cable simply fits between the shelf and the back panel.
- “YOUR LIGHT SYSTEM IS NOW READY TO SWITCH ON WITHOUT THE NEED OF ANY TOOLS!”**





HC SERIES : Magnetic light fitting with magnetic power lead Step 4 Step 5 Step 6



Standard Power Track lengths 1200mm / 1800mm. Available in White (standard stock) , Black and Anthracite (special order only)

Model/L	Colour	V _{DC}	W	Angle	K/nm	Lm
450mm	White	24	5.7	180	6500	400
550mm	White	24	7.1	180	6500	500
650mm	White	24	8.5	180	6500	600
750mm	White	24	10	180	6500	700
950mm	White	24	12.9	180	6500	900
1150mm	White	24	15.7	180	6500	1100

- Suitable for:-**
- Metal Display Shelving Systems.
 - Adjustable wall bay and Island metal shelving.
 - Retro fit illumination.



Additional solutions also available

LIGHT UP YOUR PRODUCTS & LIGHT UP YOUR BUSINESS



Burcridge

Brilliance in lighting design

Magnetic Power Track & Lighting System

For Point of Sale Metal Shelving Systems